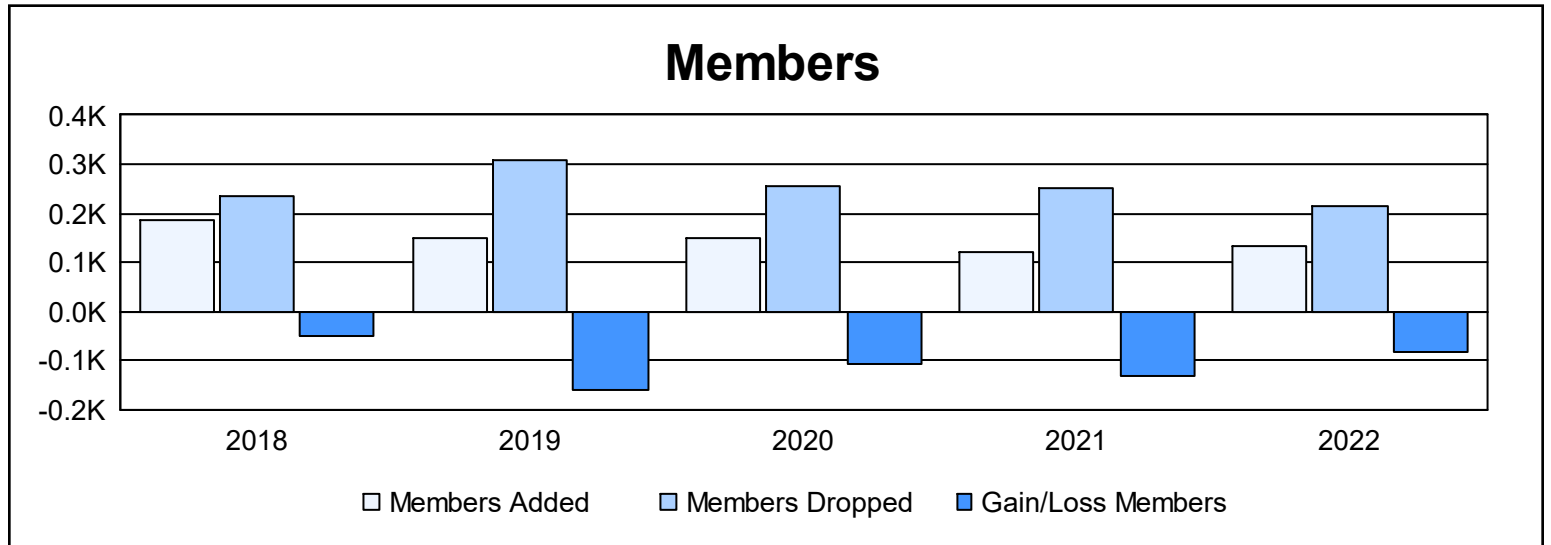
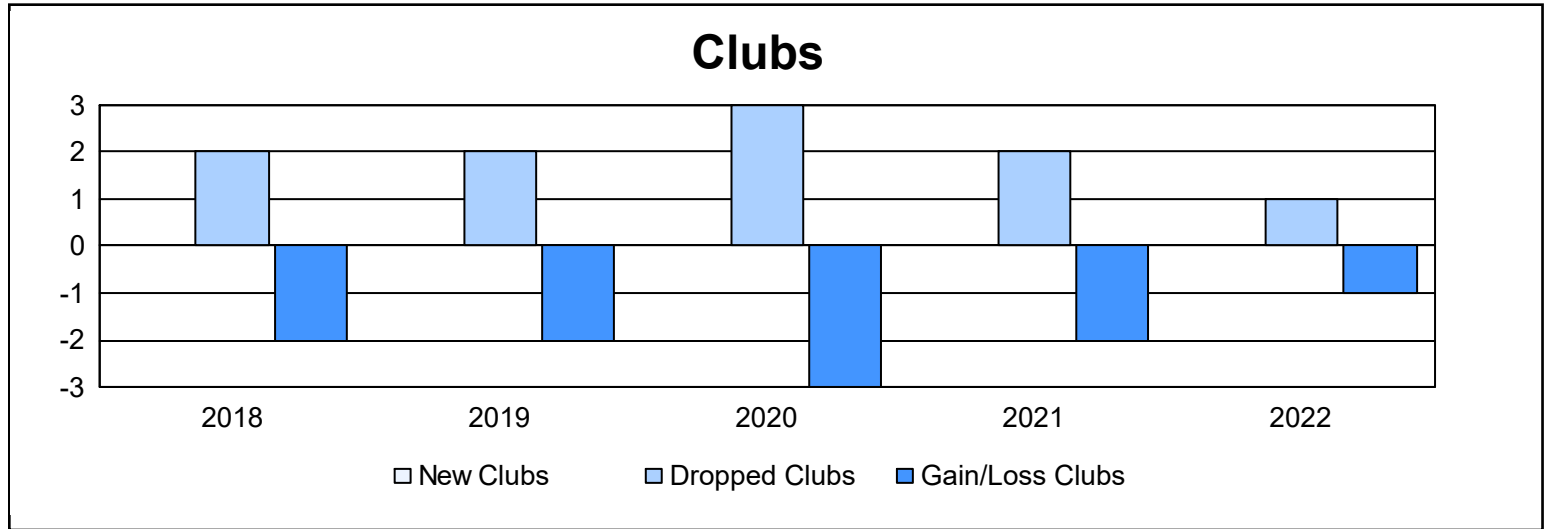
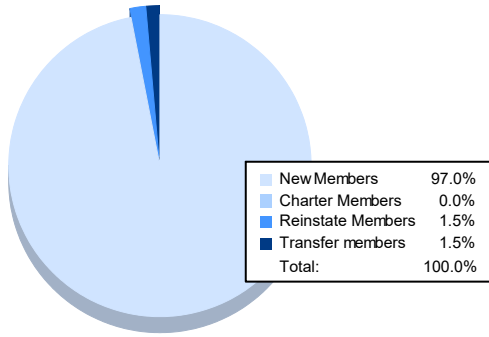


Year	New Clubs	Dropped Clubs	Gain/ Loss Clubs	New Members	Charter Members	Reinstate Members	Transfer Members	Total Member Added	Total Members Dropped	Gain/ Loss Members
2017-2018	0	2	-2	181	0	2	3	186	236	-50
2018-2019	0	2	-2	143	0	5	1	149	310	-161
2019-2020	0	3	-3	144	0	3	1	148	257	-109
2020-2021	0	2	-2	116	1	3	0	120	251	-131
2021-2022	0	1	-1	128	0	2	2	132	214	-82
<b>Average</b>	<b>0</b>	<b>2</b>	<b>-2</b>	<b>142</b>	<b>0</b>	<b>3</b>	<b>1</b>	<b>147</b>	<b>254</b>	<b>-107</b>



### Membership Composition June 2022 Cumulative



### Gender Composition June 2022 Cumulative

